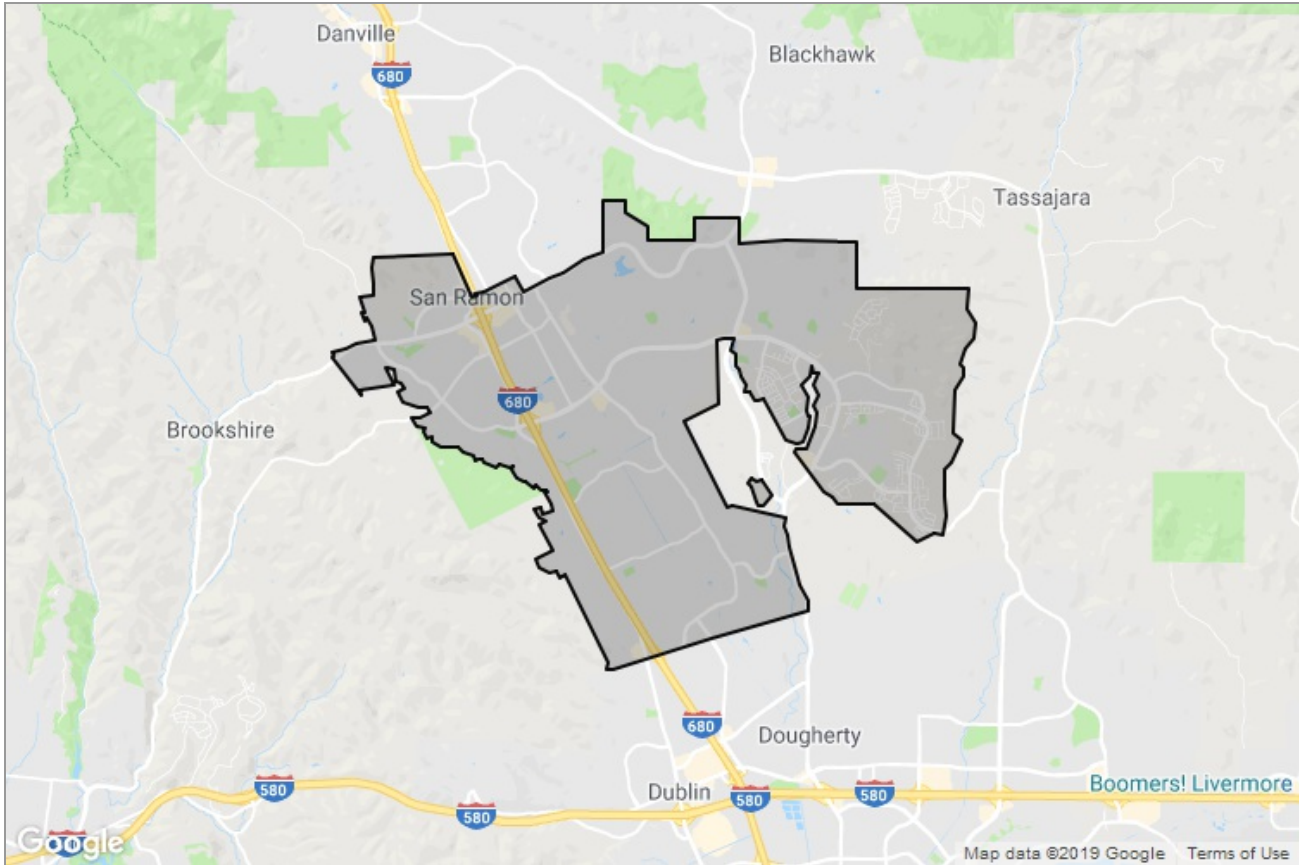


MARKET ACTIVITY REPORT

San Ramon, California



Presented by

Mona Koussa | REALTOR®

California Real Estate License: 01260089



Work: (925) 831-9615 | Mobile: (510) 541-4050

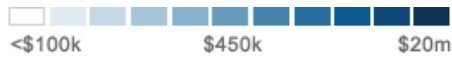
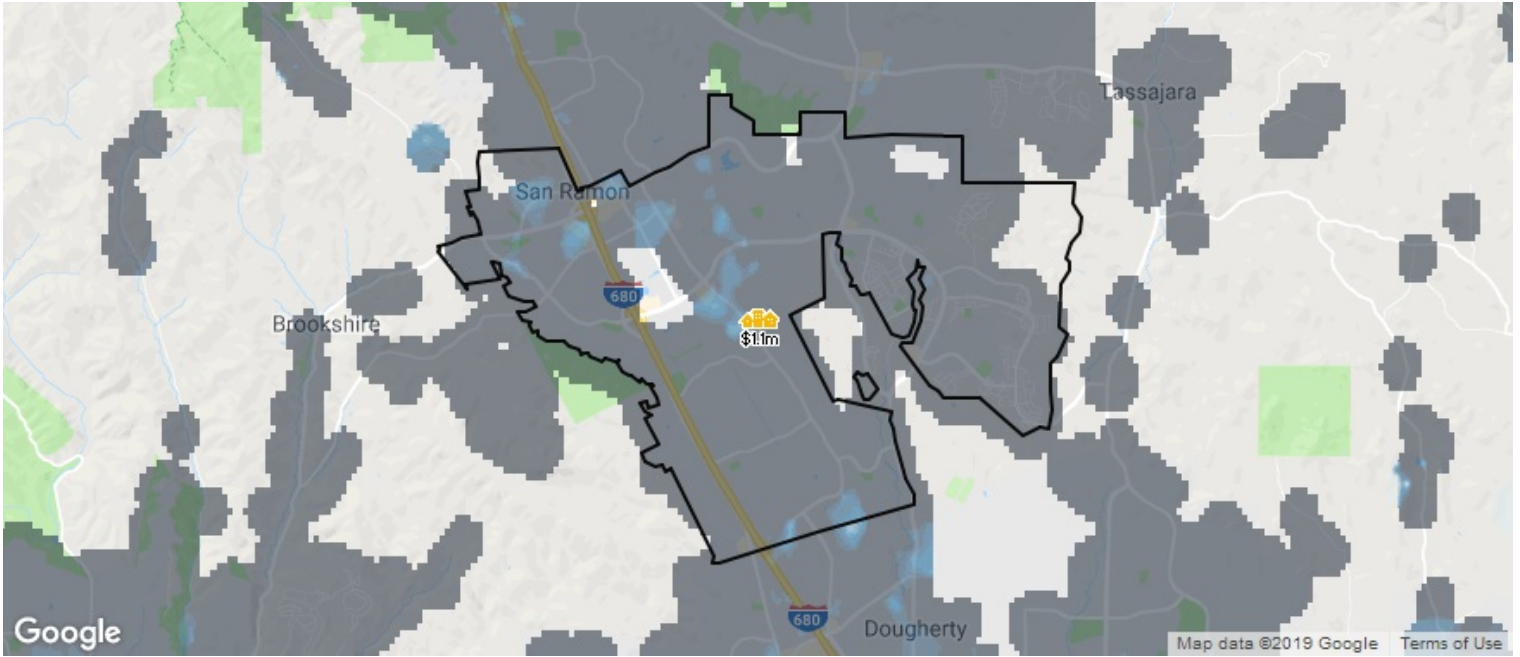
Main: mona@ehomesurf.com

Broker: <http://www.ehomesurf.com/>

eHome Surf Real Estate
2603 Camino Ramon, Suite 200
San Ramon, CA 94583

San Ramon, California

Market Snapshot: Estimated Home Values



This map layer shows the average estimated home values, based on the AVMs and RVMs® for properties in an area. Source(s): Public records and MLS data where licensed; updated Quarterly.

Median Est. Home Value

\$1.07M

Updated: 12/31/2018

Change Over
Last Month

↑ **0.26%**

Change Over
Last Quarter

↓ **0.19%**

Change Over
Last 12 Months

↑ **7.16%**

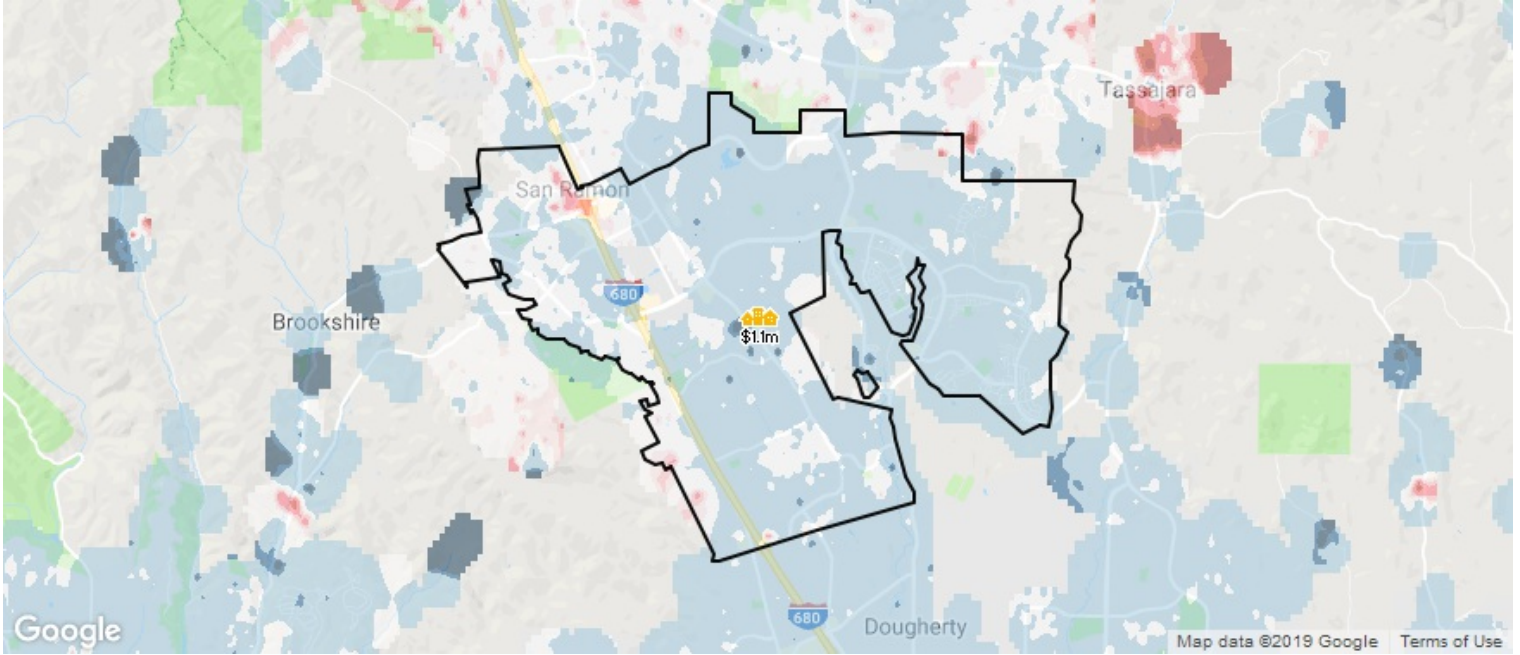
Change Over
Last 24 Months

↑ **14.82%**

*About this Data: Estimated home values are generated by a valuation model and are not formal appraisals. Valuations are based on public records and MLS data where licensed. The metrics shown here reflect **All Residential Properties** data.*

San Ramon, California

Market Snapshot: 12-Month Change in Estimated Value



-15% 2.5% +20%

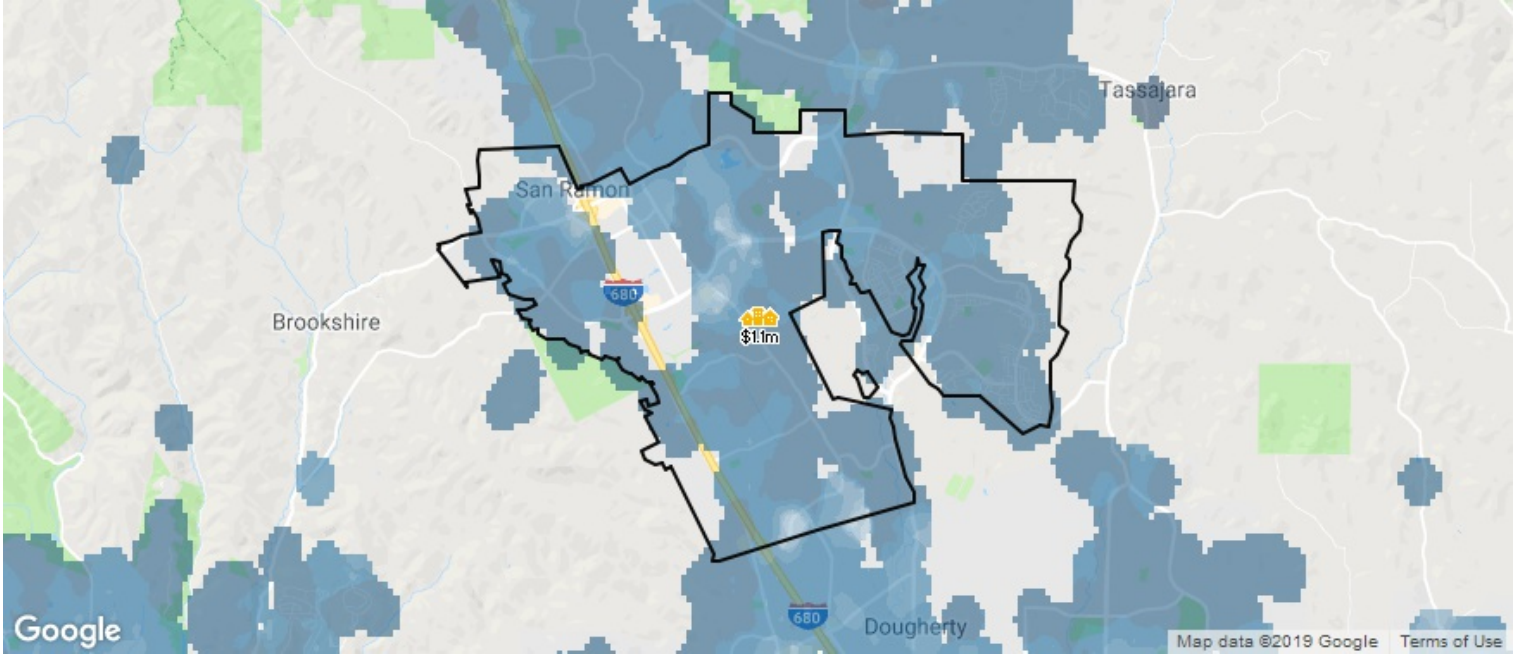
This map layer shows the change in estimated home values over the past 12 months, based on the AVMs and RVMs® for properties in an area. Source(s): Public records and MLS data where licensed; updated Quarterly.

<p>Median Est. Home Value</p> <p>\$1.07M</p> <p>Updated: 12/31/2018</p>	<p>Change Over Last 12 Months</p> <p>↑ 7.16%</p>	<p>Change Over Last 24 Months</p> <p>↑ 14.82%</p>	<p>Change Over Last 36 Months</p> <p>↑ 18.07%</p>
--	---	--	--

*About this Data: Estimated home values are generated by a valuation model and are not formal appraisals. Valuations are based on public records and MLS data where licensed. The metrics shown here reflect **All Residential Properties** data.*

San Ramon, California

Market Snapshot: Sales Price



This map layer shows the average sales price for properties sold in the previous six months, in areas where RPR has MLS data. Source(s): MLS data; updated Quarterly.

Median Sales Price
\$1.1M
Updated: 11/30/2018

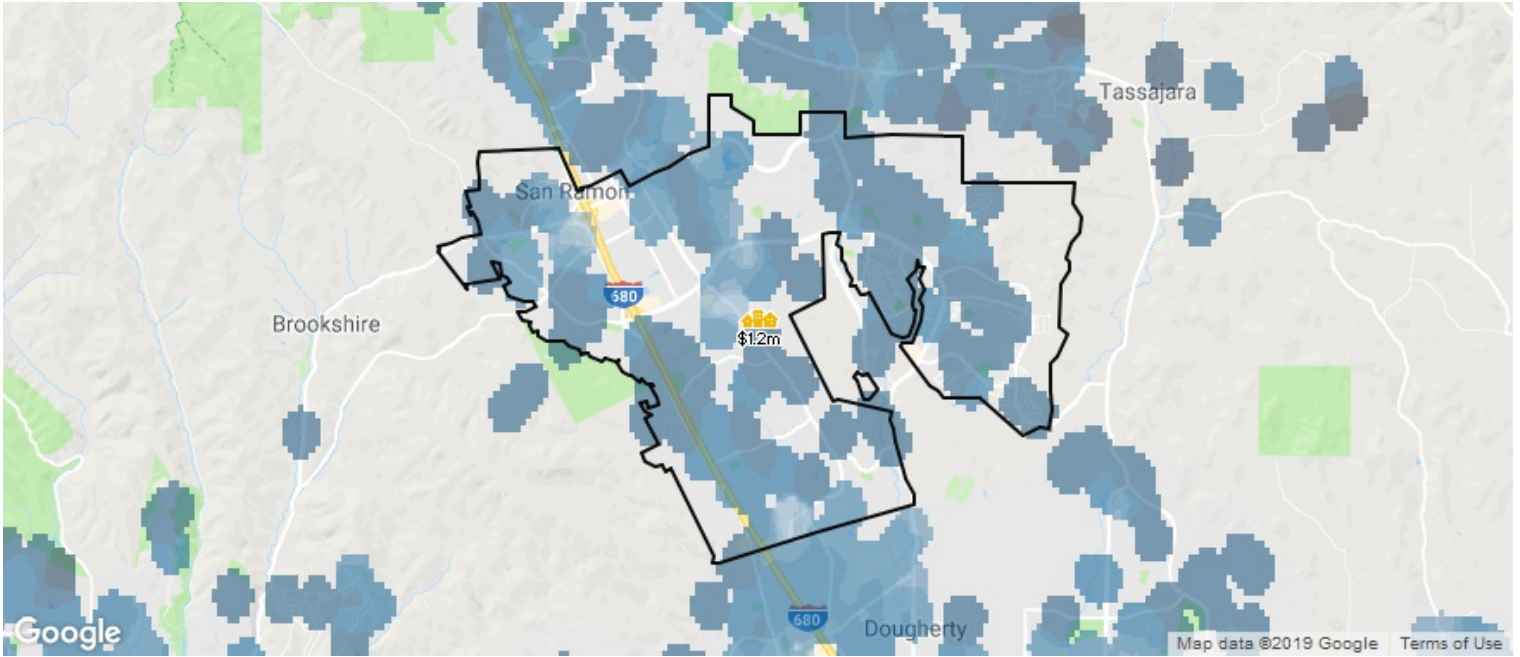
Change Over
Last 12 Months
↑ 18.28%

Change Over
Last 24 Months
↑ 16.53%

About this data: The Metrics displayed here reflect average sales price for **All Residential Properties** using **MLS listing** data.

San Ramon, California

Market Snapshot: List Price



This map layer shows the average listing price for properties in the previous six months, in areas where RPR has MLS data. Source(s): MLS data; updated Quarterly.

<p>Median List Price</p> <p>\$1.15M</p> <p>Updated: 11/30/2018</p>	<p>Change Over Last Month</p> <p>↓ 1.63%</p>	<p>Change Over Last Quarter</p> <p>↓ 2.13%</p>	<p>Change Over Last 12 Months</p> <p>↑ 15.58%</p>	<p>Change Over Last 24 Months</p> <p>↑ 20.04%</p>
--	---	---	--	--

About this data: The Metrics displayed here reflect average sales price for **All Residential Properties** using **MLS listing** data.